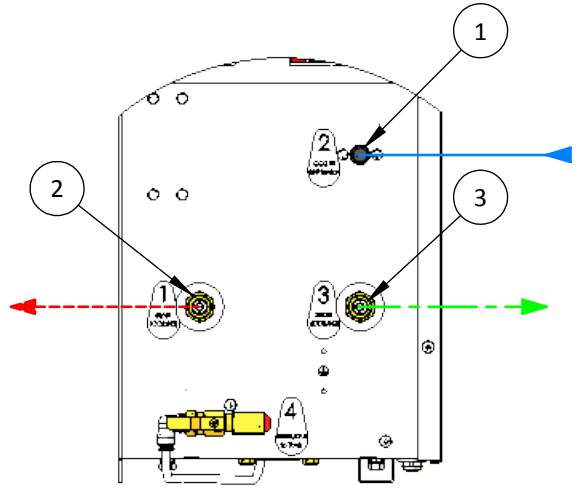


8 7 6 5 4 3 2 1

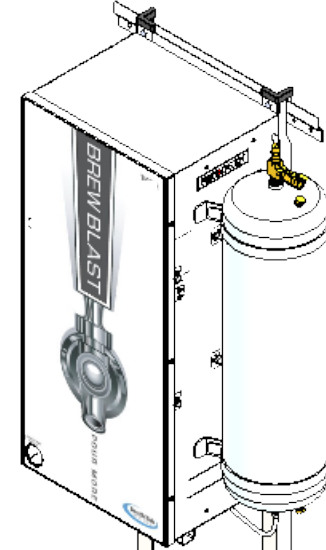
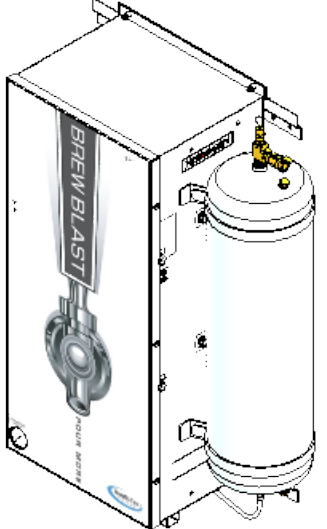
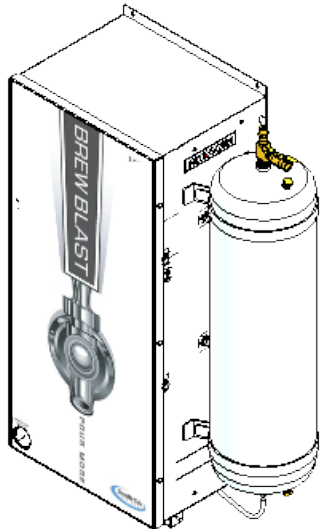
LINE LEGEND	
	CO2 IN (OPTIONAL)
	25/75 (CO2/N2) BLEND OUT (OPTIONAL)
	N2 OUT TO PROCESS
	60/40 - 70/30 - 50/50 (CO2/N2) BLEND OUT (OPTIONAL)

FIELD CONNECTIONS	
ITEM #	DESCRIPTION
1	1/4" NPT F INPUT
2	1/4" NPT F OUTPUT
4	1/4" NPT F OUTPUT
3	1/4" NPT F OUTPUT

D

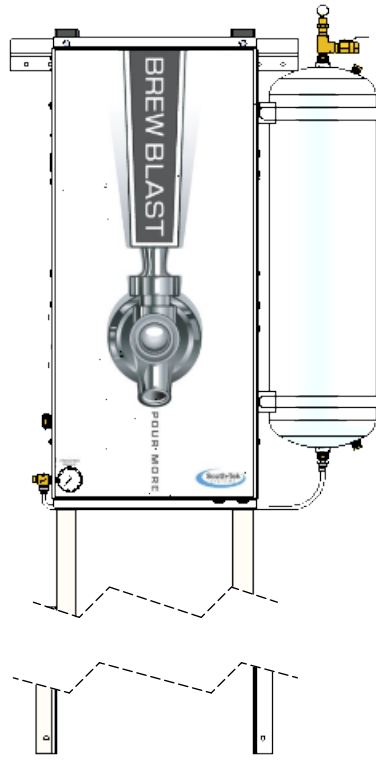
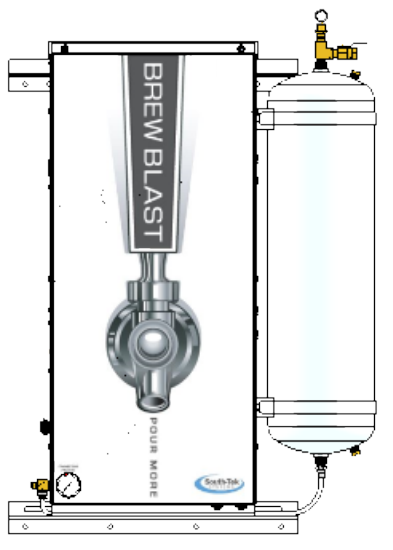
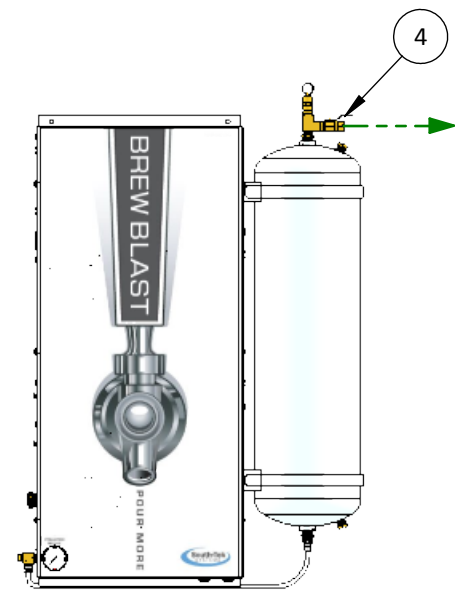
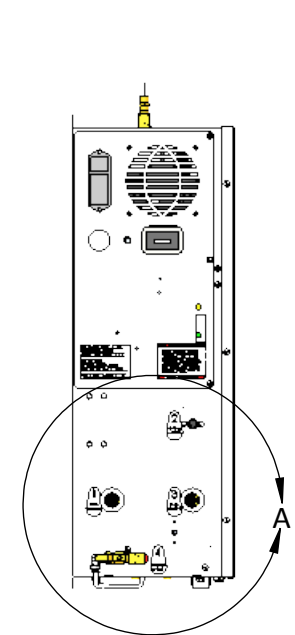


DETAIL A
SCALE 1 : 6



C

B



STANDARD

WITH A05-TYP1P
MOUNTING BRACKETS

WITH A05-TYP1P-B
MOUNTING BRACKETS

A

-	-	-	-	-	-	
-	-	-	-	-	-	
A0	-	RELEASE TO DEVELOPMENT	02/07/17	PJS	MRT	
REV	ECR#	SHEET	DESCRIPTION	DATE	DRAWN	APPR.
REVISIONS: ONLY THE LATEST 3 REVISIONS WILL BE SHOWN. OLDER REVISIONS CONSOLIDATED AND FILED.						

PROPRIETARY AND CONFIDENTIAL
THE INFORMATION CONTAINED IN THIS DRAWING IS THE SOLE PROPERTY OF SOUTH-TEK SYSTEMS. ANY REPRODUCTION IN PART OR AS A WHOLE WITHOUT THE WRITTEN PERMISSION OF SOUTH-TEK SYSTEMS IS PROHIBITED.

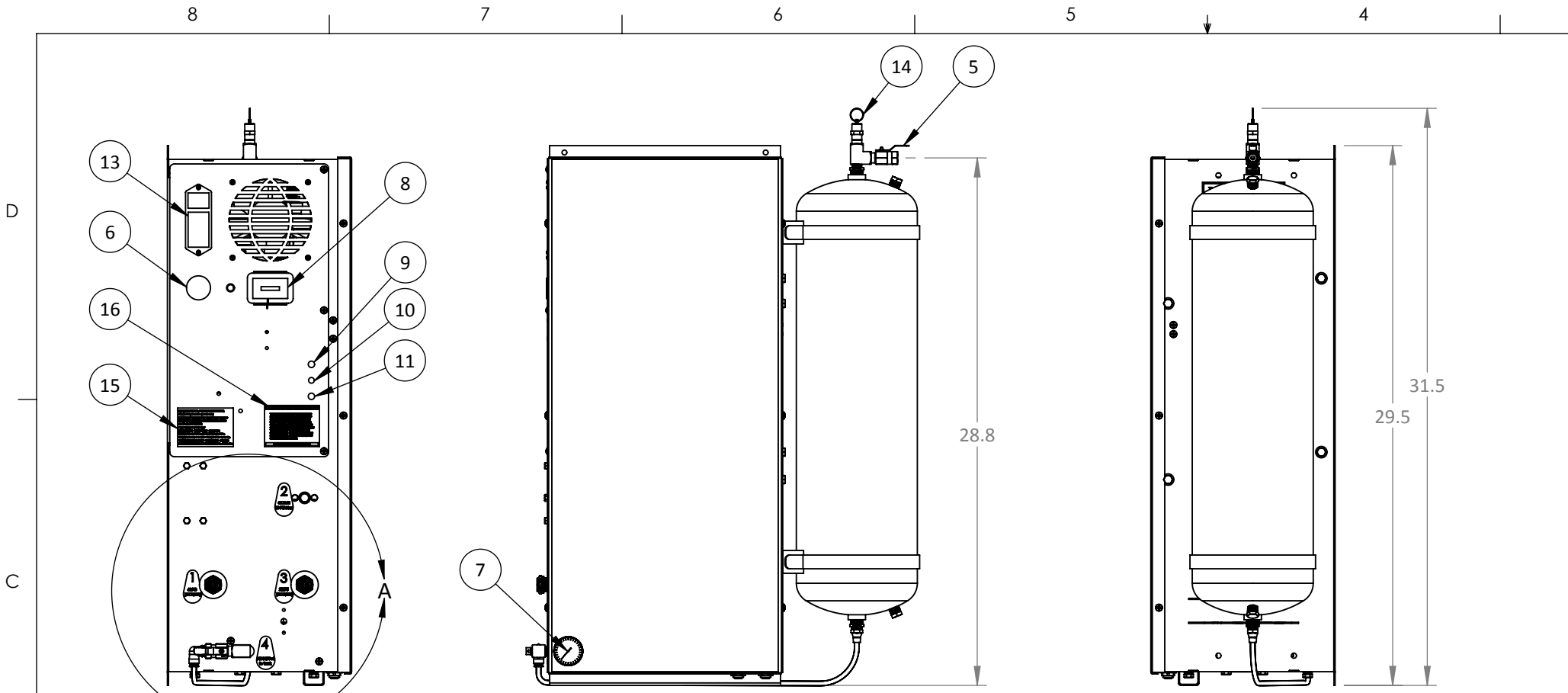
MATERIAL:						
FINISH:						
WEIGHT:			PROJECT NAME:			
			BREWBLAST			
UNLESS OTHERWISE SPECIFIED DIMENSIONS ARE IN INCHES						
ANGLES	X.	.X	.XX	.XXX	X/X<10'	X/X>10'
±.5°	±1	±.2	±.03	±.005	±1/16	±1/8

GENERAL ARRANGEMENT - BREWBLAST

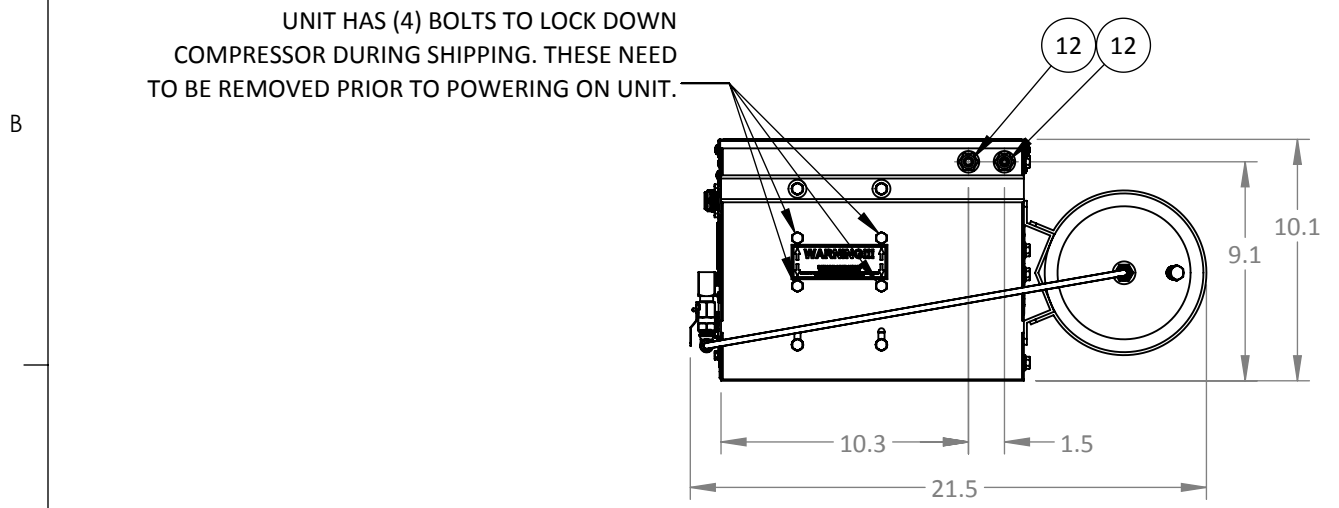
NUMBER: **GA-RD-074**

DRAWN: PJS	APPROVED: JVN
DATE: 02/07/17	DATE: 02/07/17
SCALE: NTS	SHEET: 1 OF 1
REVISION: A0	

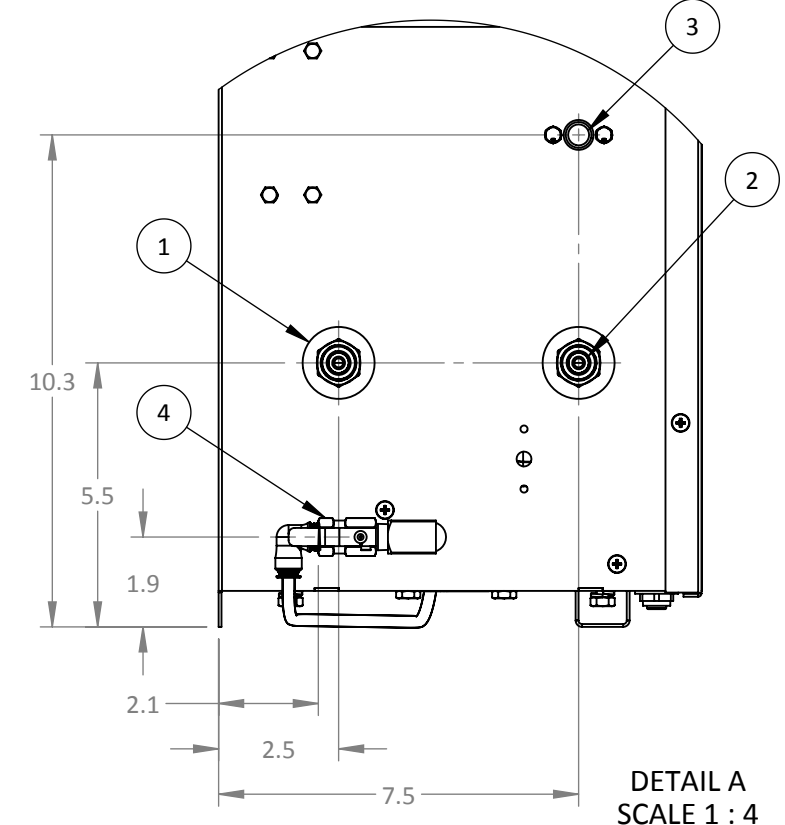
8 7 6 5 4 3 2 1



EXTERNAL COMPONENTS		
ITEM #	DESCRIPTION	SERVICE
1	1/4" NPT F (OPTIONAL)	60/40 - 70/30 - 50/50 (CO2/N2) BLEND OUT
2	1/4" NPT F (OPTIONAL)	25/75 (CO2/N2) BLEND OUT
3	1/4" NPT F (OPTIONAL)	CO2 IN
4	1/4" NPT BALL VALVE	N2 OUT TO TANK
5	1/4" NPT BALL VALVE	N2 OUT
6	AUDIBLE ELECTRIC BUZZER (OPTIONAL)	BLASTOFF ALARM BUZZER
7	0-100 PSIG PRESSURE GAUGE	N2-STORAGE TANK PRESSURE GAUGE
8	TIMER	TOTAL RUN HOURS
9	AMBER LIGHT	STANBYT INDICATOR
10	RED LIGHT (OPTIONAL)	BLASTOFF INDICATOR
11	GREEN LIGHT	UNIT OPERATING INDICATOR
12	1/4" OD THROUGH-WALL COUPLING	1/4" OD DRAIN
13	POWER ENTRY MODULE	SYSTEM MAIN POWER SUPPLY
14	1/4" NPT SAFETY RELIEF VALVE	TANK PRESSURE PROTECTION
15	ELECTRICAL PANEL AND TERMINAL BLOCK TORQUE SPECIFICATIONS LABEL	
16	BUZZER AND DISPLAY SCREEN WARNING INFORMATION LABEL	



UNIT HAS (4) BOLTS TO LOCK DOWN COMPRESSOR DURING SHIPPING. THESE NEED TO BE REMOVED PRIOR TO POWERING ON UNIT.



DETAIL A
SCALE 1 : 4

-	-	-	-	-	-	
A0	-	RELEASE TO DEVELOPMENT	02/07/17	PJS	JVN	
REV	ECR#	SHEET	DESCRIPTION	DATE	DRAWN	APPR.
REVISIONS: ONLY THE LATEST 3 REVISIONS WILL BE SHOWN. OLDER REVISIONS CONSOLIDATED AND FILED.						

South-Tek Systems

PROPRIETARY AND CONFIDENTIAL
THE INFORMATION CONTAINED IN THIS DRAWING IS THE SOLE PROPERTY OF SOUTH-TEK SYSTEMS. ANY REPRODUCTION IN PART OR AS A WHOLE WITHOUT THE WRITTEN PERMISSION OF SOUTH-TEK SYSTEMS IS PROHIBITED.

MATERIAL:
FINISH:
WEIGHT:

UNLESS OTHERWISE SPECIFIED DIMENSIONS ARE IN INCHES

ANGLES	X.	.X	.XX	.XXX	X/X<10'	X/X>10'
±.5°	±1	±.2	±.03	±.005	±1/16	±1/8

BREWBLAST DESIGN DATA AND DIMENSIONS

PROJECT NAME: BREWBLAST

NUMBER: DD-RD-074-BREWBLAST

SIZE: B

SCALE: 1:8

SHEET: 1 OF 1

REVISION: A0

DRAWN: PJS
DATE: 02/07/17

APPROVED: JVN
DATE: 02/07/17