


Table of Contents	
SHEET #	Description
1	TABLE OF CONTENTS
2	GENERAL ARRANGEMENT STANDARD
3	GENERAL ARRANGEMENT WITH OPTIONAL BYPASS

A

								MATERIAL:		N2-BLAST, TYPE 3, GENERAL ARRANGEMENT WITH (CH) VERTICAL COMPRESSOR AND REFRIGERATED AIR DRYER, TABLE OF CONTENTS		DRAWN: PJS		APPROVED: JVN																														
								FINISH:				DATE: 10/31/14		DATE: 10/31/14																														
								WEIGHT:		PROJECT NAME: SOUTH-TEK SYSTEMS		SIZE: B		SCALE: 1:14		SHEET: 1 OF 3																												
<table><tr><td>ALL</td><td>-</td><td>2</td><td>UPDATED TITLE BLOCK AND TEXT FORMAT</td><td>7/21/2015</td><td>PJS</td><td>JVN</td></tr><tr><td>2-3</td><td>-</td><td>1</td><td>UPDATED COMPRESSOR</td><td>6/1/2015</td><td>JVN</td><td>JVN</td></tr><tr><td>DRAWING</td><td>ECR#</td><td>REV.</td><td>DESCRIPTION</td><td>DATE</td><td>CHANGED BY</td><td>APPROVED BY</td></tr><tr><td colspan="7">REVISIONS</td></tr></table>							ALL	-	2	UPDATED TITLE BLOCK AND TEXT FORMAT	7/21/2015	PJS	JVN	2-3	-	1	UPDATED COMPRESSOR	6/1/2015	JVN	JVN	DRAWING	ECR#	REV.	DESCRIPTION	DATE	CHANGED BY	APPROVED BY	REVISIONS							PROPRIETARY AND CONFIDENTIAL THE INFORMATION CONTAINED IN THIS DRAWING IS THE SOLE PROPERTY OF SOUTH-TEK SYSTEMS. ANY REPRODUCTION IN PART OR AS A WHOLE WITHOUT THE WRITTEN PERMISSION OF SOUTH-TEK SYSTEMS IS PROHIBITED.		UNLESS OTHERWISE SPECIFIED DIMENSIONS ARE IN INCHES WHOLE NUMBER DIM's: ± .1 ONE DEC.: ± .2, TWO DEC.: ± .02 THREE DEC.: ± .005, ANG.: ± .05°		NUMBER: <div>GA-TYP3P-FPS</div>				REVISION: <div>2</div>	
ALL	-	2	UPDATED TITLE BLOCK AND TEXT FORMAT	7/21/2015	PJS	JVN																																						
2-3	-	1	UPDATED COMPRESSOR	6/1/2015	JVN	JVN																																						
DRAWING	ECR#	REV.	DESCRIPTION	DATE	CHANGED BY	APPROVED BY																																						
REVISIONS																																												

8

7

6

5

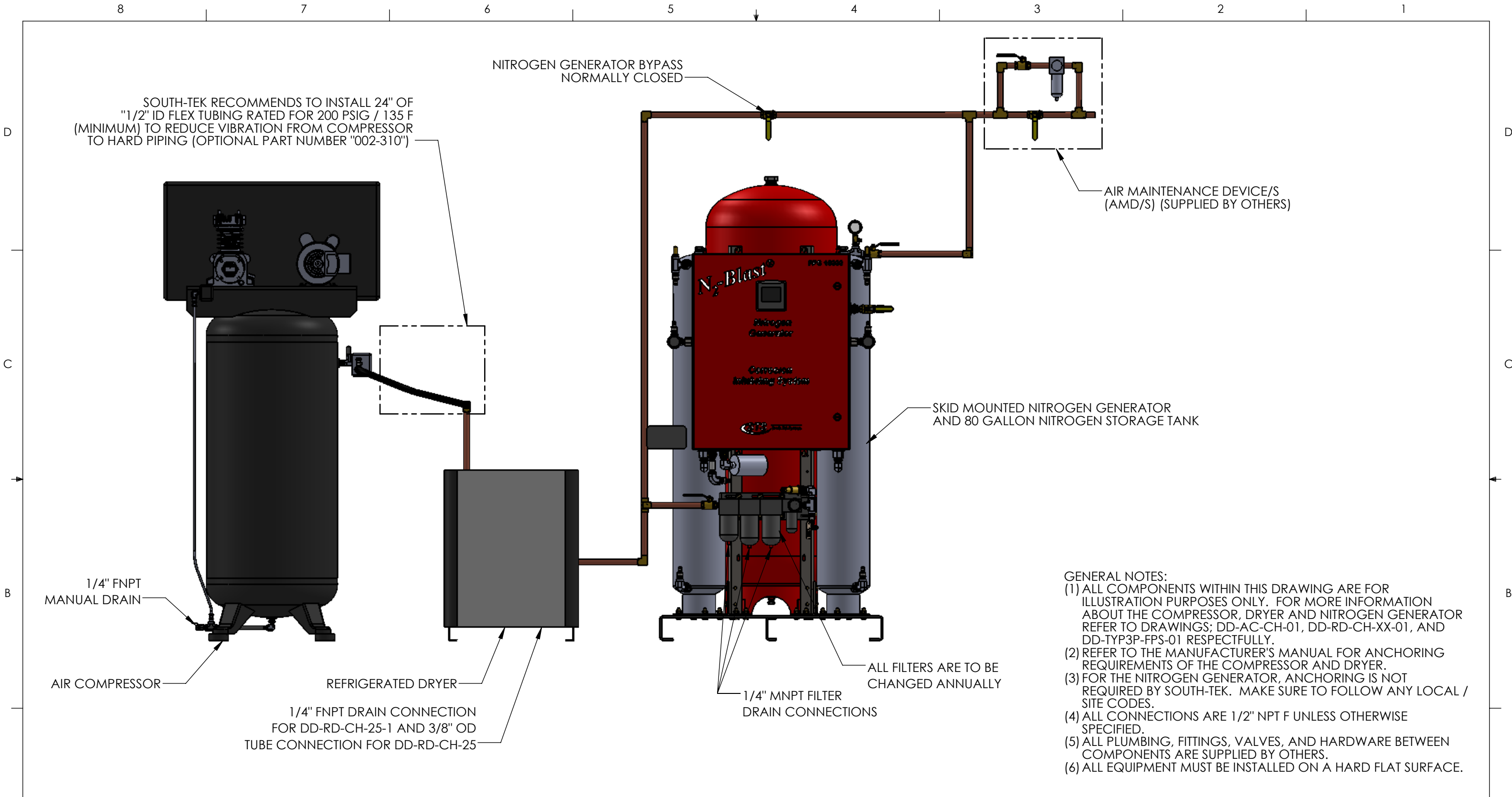
4

3

2

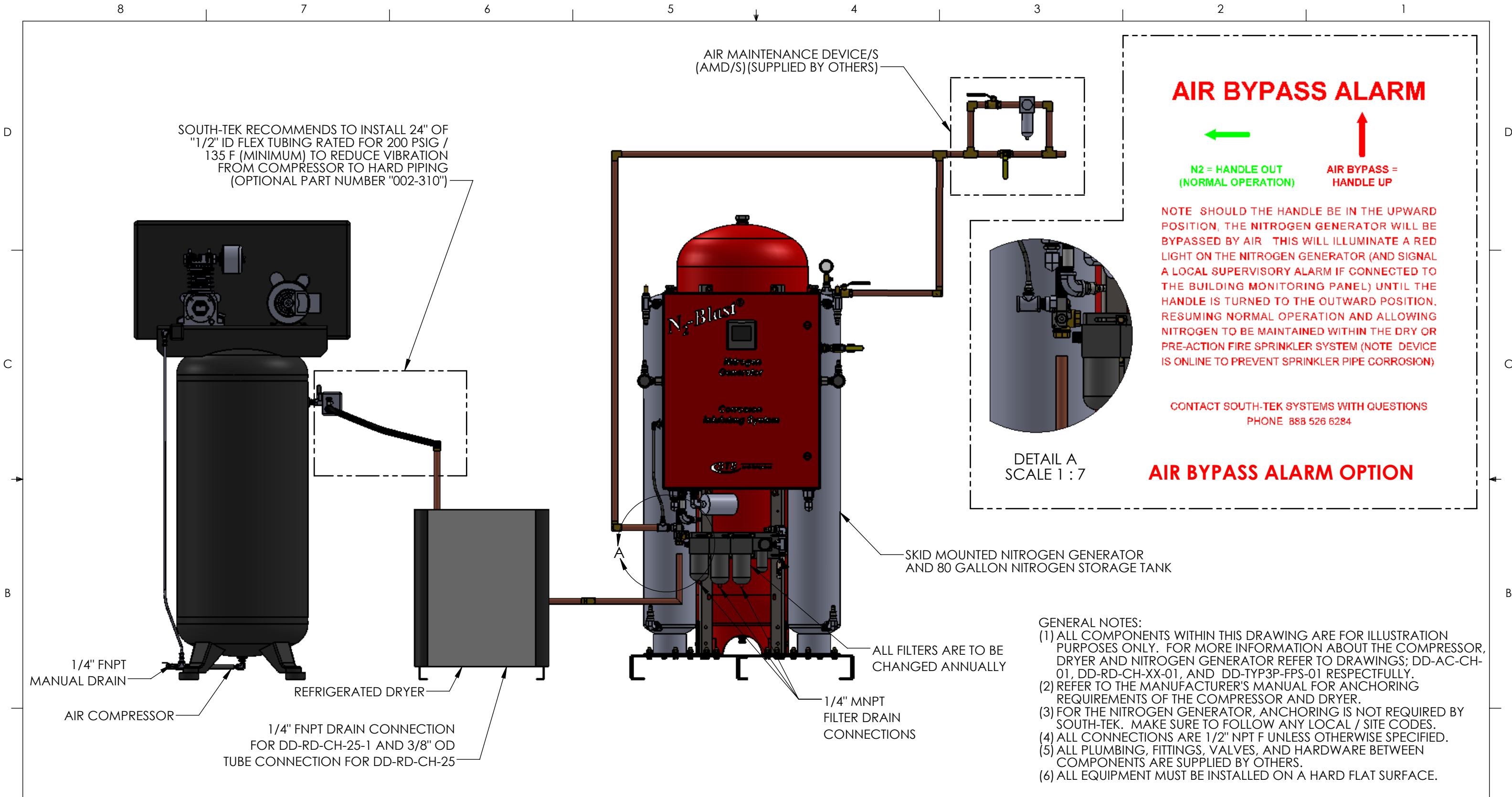
1

A



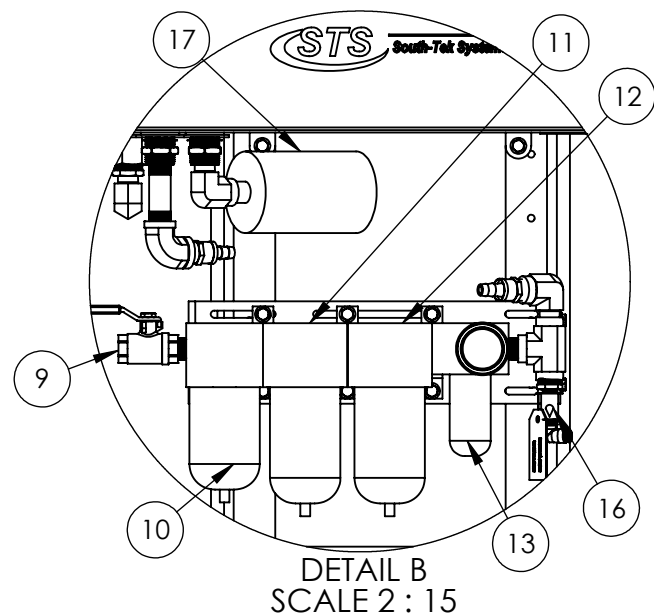
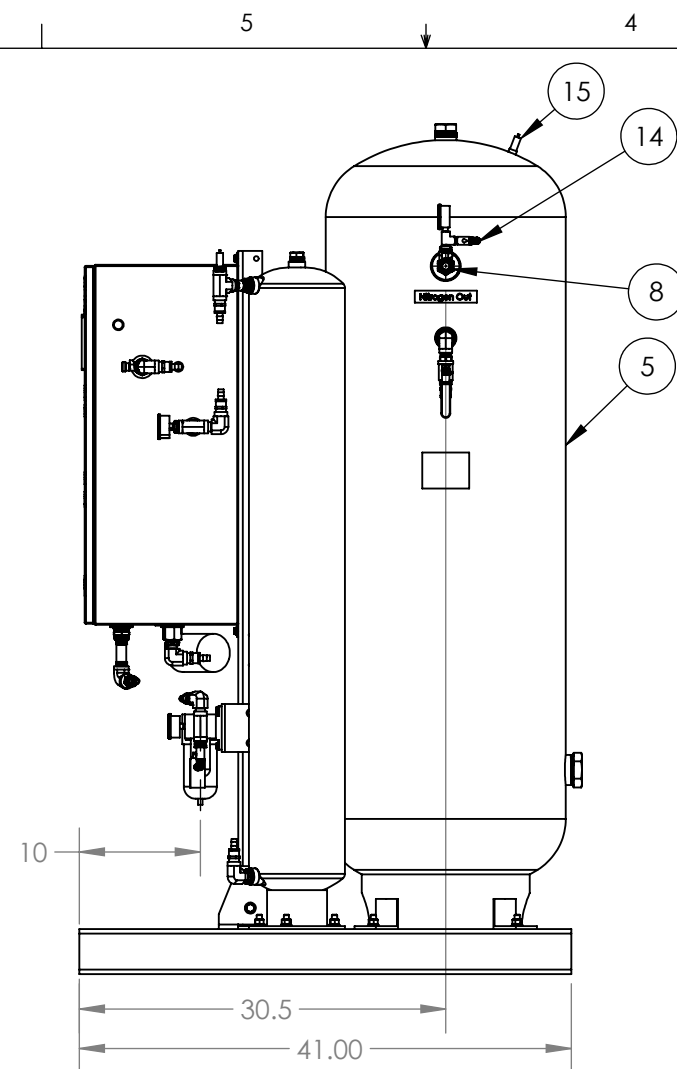
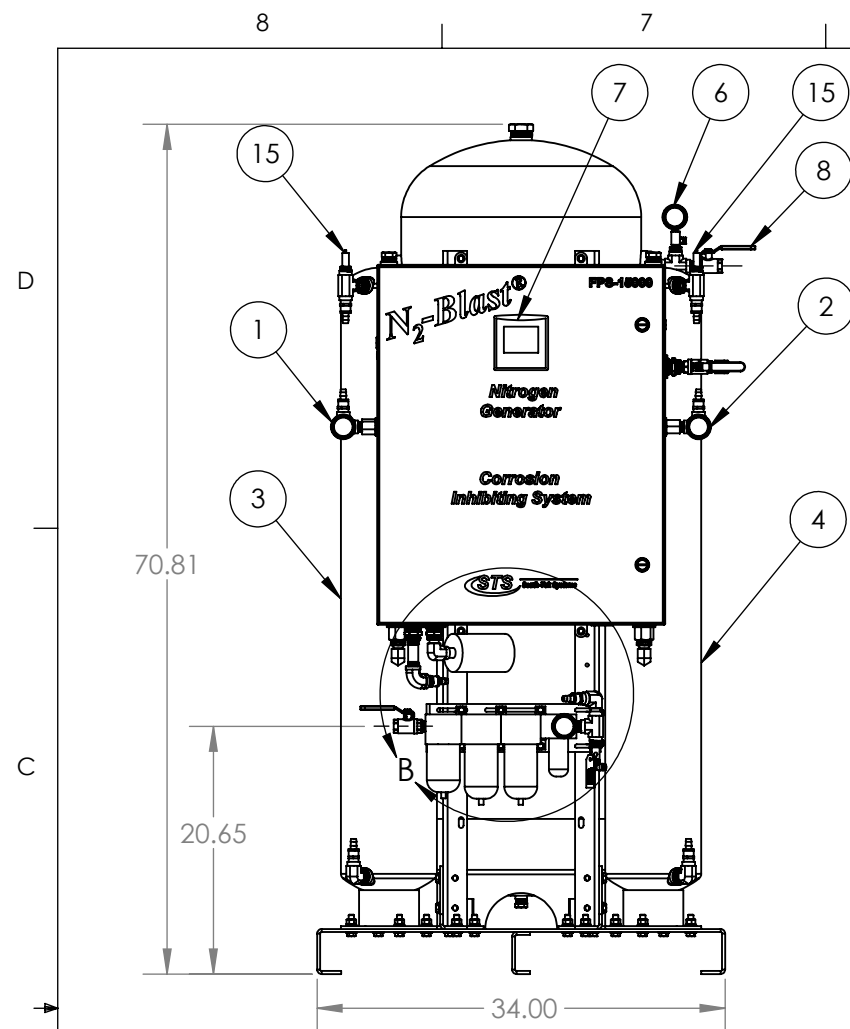
- GENERAL NOTES:
- (1) ALL COMPONENTS WITHIN THIS DRAWING ARE FOR ILLUSTRATION PURPOSES ONLY. FOR MORE INFORMATION ABOUT THE COMPRESSOR, DRYER AND NITROGEN GENERATOR REFER TO DRAWINGS: DD-AC-CH-01, DD-RD-CH-XX-01, AND DD-TYP3P-FPS-01 RESPECTFULLY.
 - (2) REFER TO THE MANUFACTURER'S MANUAL FOR ANCHORING REQUIREMENTS OF THE COMPRESSOR AND DRYER.
 - (3) FOR THE NITROGEN GENERATOR, ANCHORING IS NOT REQUIRED BY SOUTH-TEK. MAKE SURE TO FOLLOW ANY LOCAL / SITE CODES.
 - (4) ALL CONNECTIONS ARE 1/2" NPT F UNLESS OTHERWISE SPECIFIED.
 - (5) ALL PLUMBING, FITTINGS, VALVES, AND HARDWARE BETWEEN COMPONENTS ARE SUPPLIED BY OTHERS.
 - (6) ALL EQUIPMENT MUST BE INSTALLED ON A HARD FLAT SURFACE.

<div></div>									MATERIAL:		N2-BLAST, TYPE 3, GENERAL ARRANGEMENT WITH (CH) VERTICAL COMPRESSOR AND REFRIGERATED AIR DRYER		DRAWN: PJS	APPROVED: JVN
									FINISH:				DATE: 10/31/14	DATE: 10/31/14
							WEIGHT:		PROJECT NAME: SOUTH-TEK SYSTEMS		SIZE: B		SCALE: 1:14	SHEET: 2 OF 3
ALL - 2 UPDATED TITLE BLOCK AND TEXT FORMAT 7/21/2015 PJS JVN							<div>PROPRIETARY AND CONFIDENTIAL</div> <div>THE INFORMATION CONTAINED IN THIS DRAWING IS THE SOLE PROPERTY OF SOUTH-TEK SYSTEMS. ANY REPRODUCTION IN PART OR AS A WHOLE WITHOUT THE WRITTEN PERMISSION OF SOUTH-TEK SYSTEMS IS PROHIBITED.</div>		UNLESS OTHERWISE SPECIFIED DIMENSIONS ARE IN INCHES WHOLE NUMBER DIM'S: ± 1 ONE DEC.: ± .2, TWO DEC.: ± .02 THREE DEC.: ± .005 , ANG.: ± .05°		NUMBER: <div>GA-TYP3P-FPS</div>		REVISION: <div>2</div>	
2-3 - 1 UPDATED COMPRESSOR 6/1/2015 JVN JVN														
DRAWING ECR# REV. DESCRIPTION DATE CHANGED BY APPROVED BY														
REVISIONS														



- GENERAL NOTES:
- (1) ALL COMPONENTS WITHIN THIS DRAWING ARE FOR ILLUSTRATION PURPOSES ONLY. FOR MORE INFORMATION ABOUT THE COMPRESSOR, DRYER AND NITROGEN GENERATOR REFER TO DRAWINGS; DD-AC-CH-01, DD-RD-CH-XX-01, AND DD-TYP3P-FPS-01 RESPECTFULLY.
 - (2) REFER TO THE MANUFACTURER'S MANUAL FOR ANCHORING REQUIREMENTS OF THE COMPRESSOR AND DRYER.
 - (3) FOR THE NITROGEN GENERATOR, ANCHORING IS NOT REQUIRED BY SOUTH-TEK. MAKE SURE TO FOLLOW ANY LOCAL / SITE CODES.
 - (4) ALL CONNECTIONS ARE 1/2" NPT F UNLESS OTHERWISE SPECIFIED.
 - (5) ALL PLUMBING, FITTINGS, VALVES, AND HARDWARE BETWEEN COMPONENTS ARE SUPPLIED BY OTHERS.
 - (6) ALL EQUIPMENT MUST BE INSTALLED ON A HARD FLAT SURFACE.

								MATERIAL:	N2-BLAST, TYPE 3, GENERAL ARRANGEMENT WITH (CH) VERTICAL COMPRESSOR AND REFRIGERATED AIR DRYER AND AIR BYPASS			DRAWN: PJS	APPROVED: JVN		
								FINISH:				DATE: 10/31/14	DATE: 10/31/14		
								WEIGHT:	PROJECT NAME: SOUTH-TEK SYSTEMS		SIZE: B	SCALE: 1:14	SHEET: 3 OF 3		
ALL	-	2	UPDATED TITLE BLOCK AND TEXT FORMAT		7/21/2015	PJS	JVN	UNLESS OTHERWISE SPECIFIED DIMENSIONS ARE IN INCHES WHOLE NUMBER DIM's: ± 1 ONE DEC.: ± .2, TWO DEC.: ± .02 THREE DEC.: ± .005 , ANG.: ± .05°					NUMBER: GA-TYP3P-FPS	REVISION: 2	
2-3	-	1	UPDATED COMPRESSOR		6/1/2015	JVN	JVN								
DRAWING	ECR#	REV.	DESCRIPTION		DATE	CHANGED BY	APPROVED BY								
REVISIONS							THE INFORMATION CONTAINED IN THIS DRAWING IS THE SOLE PROPERTY OF SOUTH-TEK SYSTEMS. ANY REPRODUCTION IN PART OR AS A WHOLE WITHOUT THE WRITTEN PERMISSION OF SOUTH-TEK SYSTEMS IS PROHIBITED.								



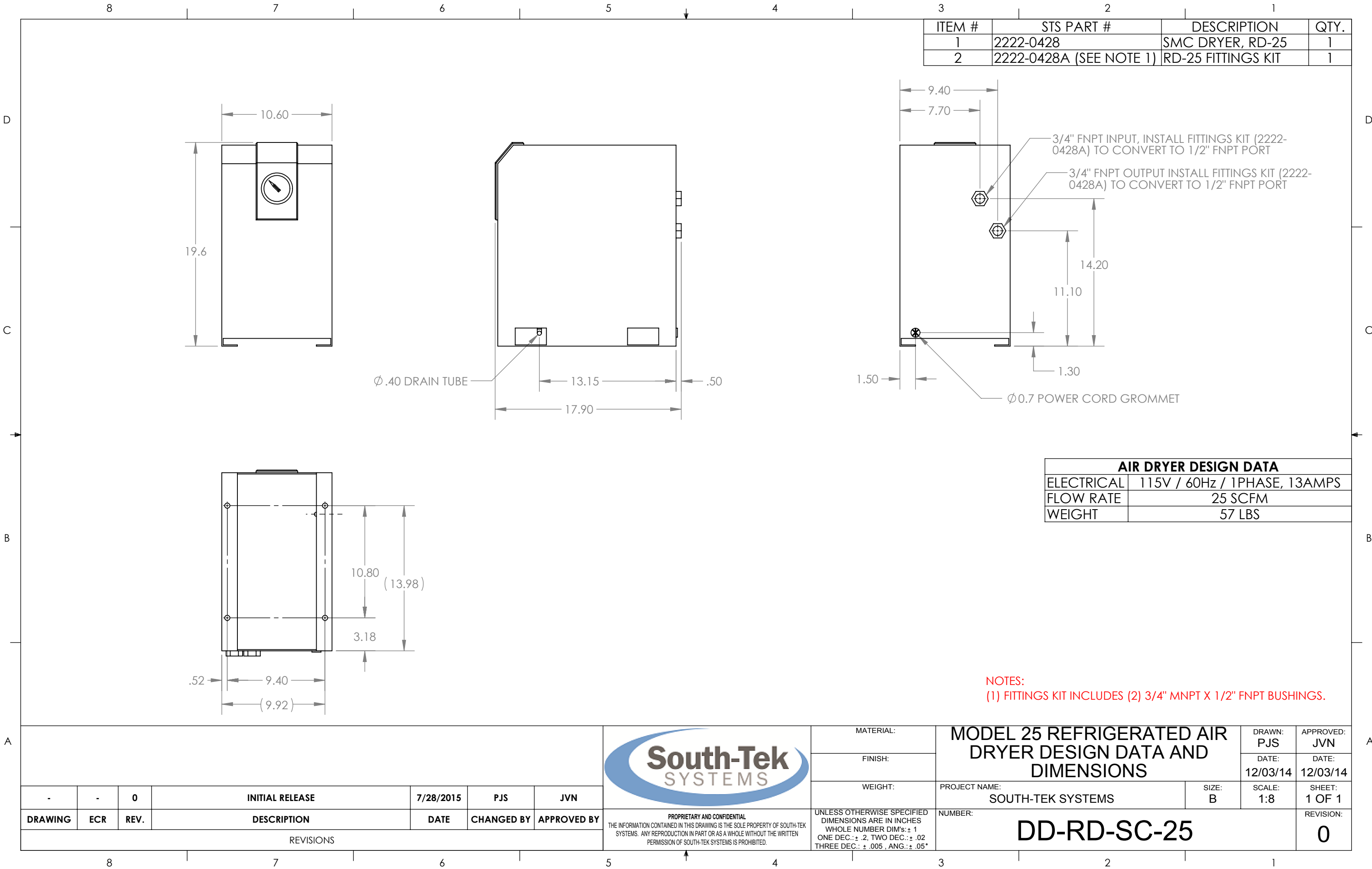
3		2	1
GENERAL TABLE			
Item #	Description	Service	
1	0-160 PSIG GAUGE	SIEVE BED A PRESSURE	
2	0-160 PSIG GAUGE	SIEVE BED B PRESSURE	
3	SIEVE BED A	-	
4	SIEVE BED B	-	
5	80 GALLON STORAGE TANK	NITROGEN STORAGE TANK	
6	160 PSI PRESSURE GAUGE	NITROGEN STORAGE TANK PRESSURE	
7	PLC	SYSTEM CONTROLLER	
8	1/2" FNPT BALL VALVE	NITROGEN OUT	
9	1/2" FNPT BALL VALVE	NITROGEN IN	
10	PARTICULATE FILTER	AIR MAINTENANCE	
11	COALESCING FILTER	AIR MAINTENANCE	
12	ABSORBING FILTER	AIR MAINTENANCE	
13	REGULATOR	AIR REGULATOR	
14	1/4" OD PTC OUTLET	FOR O2 ANALYZER (OPTIONAL)	
15	150 PSI SAFETY RELIEF VALVE	VESSEL/S MAX PRESSURE PROTECTION	
16	1/4" WEDGE VALVE	FILTER ASSEMBLY PRESSURE RELIEF	
17	EXHAUST MUFFLER	GAS RELEASE SILENCER	

(FRP-006) FILTER REPLACEMENT KIT		
STS Part#	Description	QTY.
900-300	PARTICULATE FILTER ELEMENT	1
900-311	COALESCING FILTER ELEMENT	1
900-320	ABSORBING FILTER ELEMENT	1

DESIGN DATA FOR TYPE 3 NITROGEN GENERATORS		
Data	FPS-15000	FPS-20000
PURITY	98%	
N2 OUT PRESSURE	UP TO 80 PSI	
WEIGHT (LBS)	600	730
ELECTRICAL	120V / 60Hz / 1PHASE, 8AMPS	

<div><div></div><div><div>South-Tek</div><div>SYSTEMS</div></div></div>							MATERIAL:		N2-BLAST TYPE 3, DESIGN DATA AND DIMENSIONS			DRAWN: PJS		APPROVED: JVN	
							FINISH:					DATE: 11/11/14		DATE: 11/11/14	
							WEIGHT:		PROJECT NAME: SOUTH-TEK SYSTEMS			SIZE: B		SCALE: 1:16	
<div>PROPRIETARY AND CONFIDENTIAL</div> <div>THE INFORMATION CONTAINED IN THIS DRAWING IS THE SOLE PROPERTY OF SOUTH-TEK SYSTEMS. ANY REPRODUCTION IN PART OR AS A WHOLE WITHOUT THE WRITTEN PERMISSION OF SOUTH-TEK SYSTEMS IS PROHIBITED.</div>							UNLESS OTHERWISE SPECIFIED DIMENSIONS ARE IN INCHES WHOLE NUMBER DIM'S: ± 1 ONE DEC.: ± .2, TWO DEC.: ± .02 THREE DEC.: ± .005 ANG: ± .05°		NUMBER: DD-TYP3P-FPS					REVISION: 2	
-	-	2	UPDATED TITLE BLOCK AND TEXT FORMAT	7/21/2015	PJS	JVN									
-	-	1	ADDED FRP KITS TABLE	6/3/2015	PJS	JVN									
DRAWING	ECR#	REV.	DESCRIPTION	DATE	Changed By	Approved By									
REVISIONS															





							MATERIAL:		MODEL 25 REFRIGERATED AIR DRYER DESIGN DATA AND DIMENSIONS		DRAWN: PJS	APPROVED: JVN
							FINISH:				DATE: 12/03/14	DATE: 12/03/14
							WEIGHT:		PROJECT NAME: SOUTH-TEK SYSTEMS	SIZE: B	SCALE: 1:8	SHEET: 1 OF 1
-	-	0	INITIAL RELEASE	7/28/2015	PJS	JVN	<p>PROPRIETARY AND CONFIDENTIAL</p> <p>THE INFORMATION CONTAINED IN THIS DRAWING IS THE SOLE PROPERTY OF SOUTH-TEK SYSTEMS. ANY REPRODUCTION IN PART OR AS A WHOLE WITHOUT THE WRITTEN PERMISSION OF SOUTH-TEK SYSTEMS IS PROHIBITED.</p>	<p>UNLESS OTHERWISE SPECIFIED DIMENSIONS ARE IN INCHES</p> <p>WHOLE NUMBER DIM's: ± .1</p> <p>ONE DEC.: ± .2, TWO DEC.: ± .02</p> <p>THREE DEC.: ± .005, ANG.: ± .05°</p>	NUMBER: DD-RD-SC-25		REVISION:	
DRAWING	ECR	REV.	DESCRIPTION	DATE	CHANGED BY	APPROVED BY					0	
REVISIONS												

